

SILENT BEACON MANUAL

Version 1.1
Model # SB101



Table of Contents

Introduction.....	3
Button Functions	3
Important Warnings & Safety Information	3
Care & Maintenance.....	4
Device Overview	5
Charging Your Device	6
The Silent Beacon Application	7
Pairing the Device	7
Adding Contacts	8
Sending Alerts	8
Placing a Phone Call	9
Check Pairing Status.....	9
Nudge Feature	9
Footsteps Feature	9
Find Feature	9
Battery Status.....	10
Resetting Your Device.....	11
Firmware Updates	11
Wearing Your Device	11
Device Bluetooth™ Connectivity	12
Troubleshooting.....	12
Additional Warnings & Safety Information.....	12
Device Disposal.....	14
Terms of Sale	14
Restrictions.....	15
License	15
Device Return Policy	15
Coverage of Device Warranty	15
Obtaining Warranty Service	16
General Provisions	16
Limited Warranty	16
Disclaimer of Warranty	17
Exclusions	18
Limitation of Liability	18
Technical Specifications.....	20
Certifications & Safety Approvals	21
Glossary	22
Support & Contact Information	23

Introduction

Thank you for purchasing the Silent Beacon - Model SB101! This personal safety device was created to give you and your loved-ones added peace of mind by allowing you to instantly make phone calls and send alerts in emergency situations without ever having to touch your phone. We hope you will enjoy the Device's ease of use and wide range of features.

Device Features:

- Dual Button Design to Limit False Alerts
- Slim UltraMini SiSonic™ Microphone
- Up to 60m Range for Bluetooth™ Connectivity
- Lightweight (under 18g)
- Micro Dynamic Speaker
- Quick Charging Capability with Micro-USB Port
- Reinforced Keychain Area
- Direct Bluetooth Link to mobile phone or tablet
- Standard Headset Bluetooth Profile Support
- Wideband Audio for Enhanced Audio Quality
- Adjustable Volume Control
- Over-the-air Bluetooth Interface for Firmware Updates
- Status LED Lights and Vibration for Notification Assistance

Button Functions

To minimize confusion during an emergency, we have designed the Silent Beacon with dual buttons to limit false alerts. Please see the detailed button functions below:

- Tap either button individually to view the pairing status of your Device
- Press both buttons for 2 seconds (or until vibration) to activate Standard Alert Mode
- During Alert press either button for one second to activate Silent Alert Mode
- Press both buttons for 20 seconds to reset the Device
- Press both buttons for 30 seconds to reset the Device to factory settings

Note: *View specific vibration and LED functions that accompany the alert modes within the online manual.*

Important Warnings & Safety Information



WARNING! If you place the Silent Beacon close to your ear, sudden loud noises could pose a potential hearing risk.

WARNING! Submerging the Silent Beacon in water will cause damage to the unit. This may cause the unit to be unresponsive and not able to send alerts or place calls correctly. Avoid direct exposure to rain.

WARNING! If the Silent Beacon battery drops below 10%, performance may be compromised. It is recommended that you keep the device charged above 20%.

WARNING! This Silent Beacon is not intended for children under eighteen (18) years old. Anyone under the age of eighteen (18) requires permission from parents or guardians before using the Device or App.

IMPORTANT! Please read the additional warning and safety information under “Additional Warnings & Safety Information,” on page 11.

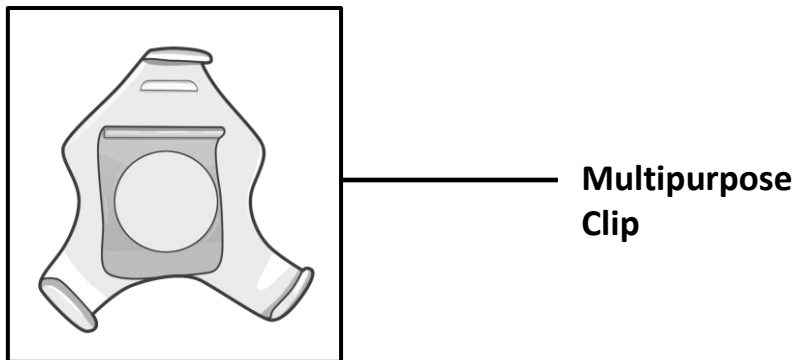
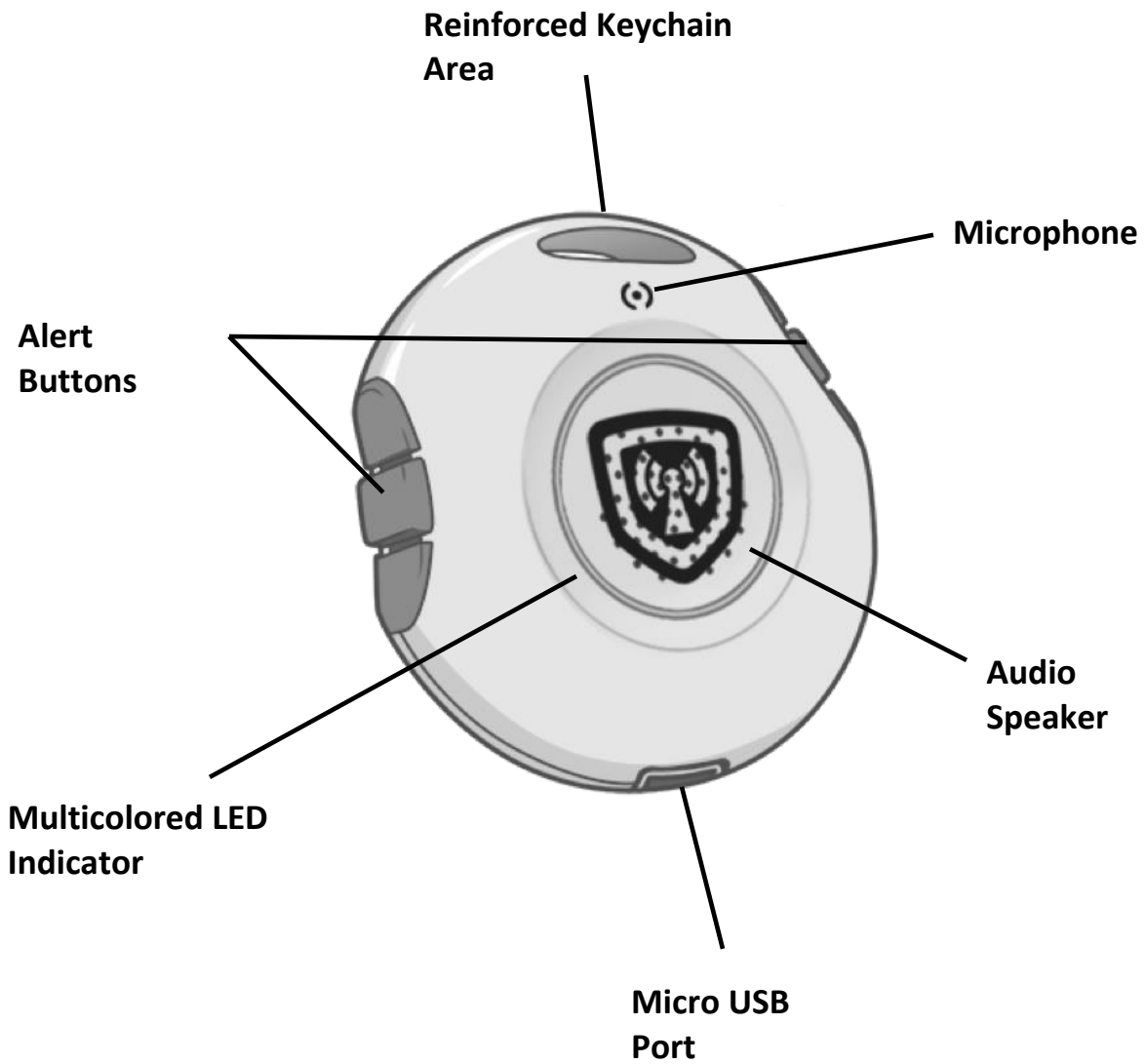
IMPORTANT! The Silent Beacon is intended to be used with a compatible smartphone, tablet or Bluetooth™ device. These include: iPhone© 4s and later, iPad© 3rd Gen and later, and Android Bluetooth™ 4.0 Smartphones and Tablets. For further usage requirements please see Disclaimer of Warranty on Page 15.

Care & Maintenance

Protect your Silent Beacon and accessories as you would any other type of sensitive electronic equipment. If your Device requires cleaning, consider the following:

The device can be cleaned with a dry cloth if needed. The cords can be dry-dusted as required. Avoid getting moisture or liquids into any buttons, parts or other open areas, including the Micro-USB port and speaker holes.

Device Overview

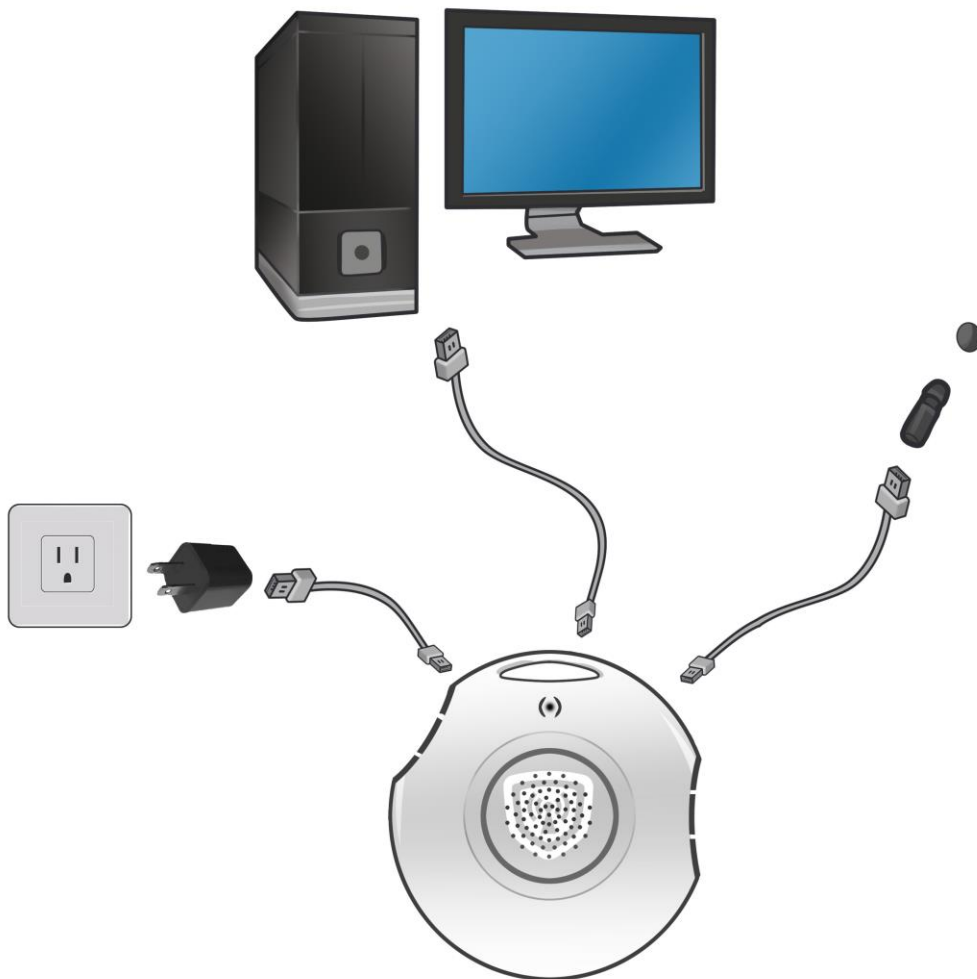


Charging Your Device

To charge the Silent Beacon connect the Micro-USB cable (included) into the Micro-USB port located on the bottom of the Device. Insert the other end into a power source, as illustrated below.

The Silent Beacon LED lights will blink green while charging. The Device will glow green when fully charged. If you are using the Device while it is charging, the LED will display the lights from your current alert mode.

For more information on the battery, please visit “Battery Status” on page 9.



Note: Charge time from either a PC or car 12-Volt socket is much longer than with an AC power outlet.

The Silent Beacon Application

The Silent Beacon pairs to your compatible smartphone, tablet or Bluetooth™ device via our Silent Beacon Application.

Search the App store for your smartphone, tablet or other compatible Bluetooth™ device for our official “Silent Beacon” Application and download the app. If your smartphone, tablet or other compatible Bluetooth™ device does not download the Silent Beacon Application, consult that device’s respective manuals. After downloading the Application, you must launch the Application and register your version. (Follow instructions within the App.)



STEPS:

1. Search the App Store on your smartphone or tablet to download the official Silent Beacon Application.
2. Once downloaded, open and register/login.
3. When prompted make sure you accept turning on your GPS and Background Location Services where the App is running.
4. When you arrive at the main menu, your Silent Beacon will pair to the App, and the Device image will indicate being connected.
5. Click “Contacts” on the Main Menu.
6. Click “Add” in the top right portion of the page.
7. Toggle between Alert methods to determine the alert you want the contact to receive, and then click “Save.”
8. For more information, click the Information Icon “I” located on each page.

Pairing the Device

Our Silent Beacon App will give you step-by-step instructions to help pair your Silent Beacon and set up the functionality.

1. Charge the Silent Beacon for at least 30 minutes before initial use.
2. Make sure Bluetooth™ is on and GPS enabled within your smartphone or tablet.
3. Navigate to the Bluetooth™ settings area of your smartphone or tablet and press both buttons on the sides of the Silent Beacon at once to start the pairing.

4. You should see “Silent Beacon Alert” and you will be prompted to enter a 4-digit code. For this code, enter four zeros – 0000.*

**May vary by manufacturer*

Adding Contacts

Within the Silent Beacon Application, you may add the contacts you wish to alert, including 911 or emergency personnel by going to the “Contacts” page. On the top right of this page, you will see an “Add Contact” icon. Pressing this allows you to manually enter (as in adding 911 or specific people not stored in your contacts) or automatically import from your smartphone’s address book.

After you have added a contact, you will be able to choose how you want your contact to be reached. There will be a toggle that allows you to turn on and off specific alert modes. These modes can be adjusted per contact. Toggle Call on/off to place a call when the Silent Beacon is activated. Only one contact can be called in Alert Mode.

Sending Alerts

Standard Alert Mode

Hold both buttons for 2 seconds. This will cause your Silent Beacon to send the Alerts through the App. It will also place a phone call if that “Alert” setting has been toggled on. If the Silent Beacon App is not open, it may still place the phone call within Bluetooth™ range from your Silent Beacon. You can end the Alert by entering your 4-digit pin within the App. Red LEDs will blink, and your Silent Beacon will vibrate until the alert has ended.

Silent Alert Mode

Hold one button and tap the other button twice. This will cause your Silent Beacon to send the Alerts through the App without the speaker turned on. If the Silent Beacon App is not open, it may still place the phone call within Bluetooth™ range from your Silent Beacon. You can end the Alert by entering your 4-digit pin within the App. No LEDs indicators will illuminate with a brief vibration to let you know it has started the Alert.

Directly from the App

Tap the Device Icon on the Main Menu of the Silent Beacon App to place an alert manually.

Placing a Phone Call

Make sure you have selected the Call toggle for a primary contact within the Emergency Contacts settings of the App. Once you have gone into an Alert Mode you will be able to send and receive phone calls through the Silent Beacon.

When you place an alert in Silent Alert Mode, no lights or audio will be heard through the speaker; however, all alerts will still be sent to your Emergency Contacts, and once your Primary Contact picks up, her or she will be able to hear you. To hang up, simply go to your smartphone and manually “End Call.” This setting will not work for tablets or other products that do not connect to a phone line.

Check Pairing Status

You may check the status of your Silent Beacon’s pairing at any time by viewing the large device button in the App’s main menu. It will be gray if your device is not paired, blue if paired, and red if currently in Emergency Mode. You may also press one button on the Silent Beacon for approximately 2 seconds.

Nudge Feature

This feature is for sending text messages or emails to loved-ones with a screen shot of your location, letting them know you are OK.

Footsteps Feature

“Footsteps” is a non-emergency feature that allows you to see loved-ones in real time when they are entering situations in which they wish to be monitored. Turning “Footsteps” on allows the user to be tracked while unselecting this feature discontinues the tracking. This will flash the Device’s LEDs so people around you will know you are being monitored.

Find Feature

Within the main menu of the App, there is a feature called “Find” that will illuminate when the Silent Beacon is connected. If you lose your Silent Beacon you may select the “Find” icon when within Bluetooth™ range to help you find it. Indication within the “Find” icon lets you know if you are getting closer or further away from the Silent Beacon. The Silent Beacon will also blink blue and vibrate to help you locate it.

Battery Status

You can check the status of your battery of your Silent Beacon within the Main Menu of the App. If your battery gets to 5%, it will vibrate, and orange LEDs will flash to let you know it needs to be recharged. When connected to a power source, the LEDs will glow orange. Once the battery is fully charged the light will change green until you unplug the Silent Beacon.

Resetting Your Device

To reset the Silent Beacon, hold both buttons down for 20 seconds. The LEDs will turn blue to let you know the reset has been completed. If you see the lights begin to blink blue, let go of the buttons; this is warning you that your Silent Beacon will enter Factory Reset Mode.

If you wish to Factory Reset your Silent Beacon (which will delete all phone numbers and additional firmware), hold both buttons for 30 seconds. You will know the reset is complete when the LED lights have cycled through all 3 colors.

Firmware Updates

Firmware is software that runs inside many types of electronic devices, including your Silent Beacon. The Silent Beacon allows over-the-air firmware updates. Firmware updates may be released to improve important security encryption, performance and better functionality. Visit www.silentbeacon.com/firmware directly to learn more about available updates, or consult the Firmware Update portion of the App for more information.

Wearing Your Device

The Silent Beacon is intended for use either on the multipurpose clip, keychain or as a pendant. We have included a multipurpose clip, and the Silent Beacon was created to seamlessly integrate with a keyring.

IMPORTANT! Regardless of how you choose to wear the device, make sure the speaker/microphone side of the Silent Beacon is positioned as close to your mouth as possible. This will maximize the noise-cancelling effect of the microphone, allowing your voice to come through loud and clear (and allow you to hear your primary contact).



Device Bluetooth™ Connectivity

The average distance when sending an Alert from the Silent Beacon is approximately 100 feet. Sending a Voice Call is approximately 50 ft. (depending on Bluetooth™ manufacturer). In reality, you will probably find the range to be somewhat shorter due to physical obstructions and electromagnetic interference.

The sound from the Silent Beacon will slowly deteriorate as you move it further away from your compatible smartphone, tablet or Bluetooth™ device. To restore sound quality, move back into range. All sound and functionality will stop if you move completely out of range. After moving out of range, your Silent Beacon will try to reconnect to the lost smartphone, tablet or Bluetooth™ compatible device periodically. The App will alert you, indicating that it can no longer find the Silent Beacon. It is strongly advised that you test your Device's range, connectivity and audio levels before you need the Silent Beacon in an emergency situation. When you are within range, you can use the "Find" feature within the main menu to help locate your Silent Beacon if lost.

IMPORTANT! For best performance of your Silent Beacon, wear or keep the Silent Beacon close (and in sight) to your compatible smartphone, tablet or Bluetooth™ device. The smaller the amount of objects between the Silent Beacon and the App, the better the quality should be.

Troubleshooting

For troubleshooting, please follow the instructions within the appropriate sections of this manual. If your Device is still not working properly, please contact Silent Beacon online at www.silentbeacon.com/contact, or call 1-844-641-HELP (4357).

Additional Warnings & Safety Information

Permanent hearing loss may result from long-term exposure to sound at high volumes. Use as low a volume as possible. Speakers are capable of delivering loud and high-pitched sounds at high volumes. Under certain circumstances, exposure to such sounds can result in permanent hearing loss damage. The volume level may vary, based on conditions such as the smartphone, tablet or you are using and volume settings. Avoid prolonged use of the speaker at excessive sound levels.

Reduce the risk of hearing damage by following these safety guidelines during use of the Silent Beacon Device:

Turn the volume control to its lowest level when connecting the speaker, and then slowly adjust the volume control to a comfortable level. Keep the volume at the lowest level possible. If increased volume is necessary, adjust the volume control slowly. If you experience discomfort or ringing in your ears, immediately discontinue using the speaker.

With continued use at a high volume, your ears may become accustomed to the sound level, which may result in permanent damage to your hearing without any noticeable discomfort. Use of a speaker will impair your ability to hear other sounds. Use caution while using your speaker when you are engaging in any activity that requires your full attention.

IMPORTANT: *Always drive safely, avoid distractions and follow local laws!* Use of the speaker while operating a motor vehicle may be regulated by local laws. Check with your local authorities. Use caution while using your speaker when you are engaging in any activity that requires your full attention.

This package contains small parts that may be hazardous to children and should be kept out of reach of children at all times. The Silent Beacon is not a toy – never allow children to play with the Device. The part bags themselves or the many small parts they contain may cause choking if ingested.

IMPORTANT! If you have a pacemaker or other electrical medical devices, consult your physician before using the Silent Beacon.

Never try to dismantle the Silent Beacon yourself or push objects of any kind into the Device, as this may cause short circuits, which could result in a fire or electric shock. None of the components can be replaced or repaired by users. Avoid exposing the Device to rain, moisture or other liquids to protect against damage to the Silent Beacon or injury to you. If the Silent Beacon overheats, has been dropped or damaged, has a damaged cord or plug, or has been dropped in a liquid, discontinue use immediately. Do not use in areas where there are explosive hazards. Observe all signs and instructions that require an electrical devices or RF radio devices to be switched off in designated areas such as hospitals or aircrafts.

The Silent Beacon is powered by a rechargeable battery. The full performance of a new battery is achieved only after two or three hours of complete charge and discharge cycles. Unplug the charger from the electrical plug and the Silent Beacon when not in use. Do not leave a fully charged battery connected to a charger, since overcharging may shorten battery life. If left unused, a fully charged battery will lose its charge over

time. Leaving the Silent Beacon in hot or cold places, such as in a closed car in the summer or in winter conditions, will reduce the capacity and lifetime of the battery. Always try to keep the battery between 0°C and 45°C (32°F and 113°F). A Silent Beacon with a hot or cold battery may not work temporarily, even when the battery is fully charged. Battery performance is particularly limited in temperatures well below freezing.

IMPORTANT! The battery used in the Silent Beacon may present a risk of fire or chemical burn if mistreated. The battery in your Device cannot be removed or replaced by the user. Any attempt to do so is risky and may result in damage of the Silent Beacon. Only recharge your battery with the Micro-USB cord included with the Silent Beacon package.

Device Disposal

Please dispose of the Silent Beacon according to local regulations and recycle when possible. Do not dispose with household waste. Do not dispose of the Device in a fire, as the battery may explode. Batteries may also explode if damaged.

Terms of Sale

Important - YOU MUST READ AND AGREE TO OUR SILENT BEACON TERMS OF SALE (the “Terms”) BEFORE OPENING OR USING THE SILENT BEACON (the “DEVICE”) IN ANY WAY. IF YOU DO NOT AGREE TO ALL OF THESE TERMS YOU HAVE NO RIGHT TO USE THE DEVICE, AND YOU MUST WITHIN THIRTY (30) DAYS OF YOUR RECEIPT OF THIS DEVICE, RETURN TO THE POINT OF PURCHASE. SUCH RETURNS WILL ONLY BE ACCEPTED BY THE POINT OF PURCHASE IF THE PRODUCT IS IN ITS ORIGINAL CONDITION.

This Agreement shall govern the sale and license to your (“User,” “you,” “your”) use of the Device. This Device is designed to be used in connection with the Services offered by Silent Beacon LLC at www.silentbeacon.com/terms-of-service. The Terms of Use shall govern your use of the Services. You understand and accept that references herein to the “Device” shall mean all parts and components of the Device (including without limitation the Software (as defined below) the Apps (as defined below) and any other documentation provided by Silent Beacon in connection with the Device).

Restrictions

You agree not to: (a) permit any third party to use the Device, Services or Apps for any commercial purpose or for the benefit of any third party; (b) distribute, resell, transfer, or allow any other individual to use the Device; (c) remove any labels, warnings or marks on the Device; (d) tamper, decompile, reverse engineer, or otherwise attempt to derive any source code or underlining ideas or algorithms of any part of the Device, Apps or Services. For a full list of Prohibitions and Restrictions, visit www.silentbeacon.com/terms-of-service.

License

Subject to your compliance with these Terms. As a condition for using the Device, you have to register within our App, which can be downloaded from the app store of a User's compatible smartphone, tablet or other Bluetooth™ Device. You understand and acknowledge that the Device may not function properly if not fully updated, have outstanding subscriptions or fees due, if applicable. Silent Beacon grants you a limited non-exclusive, non-transferable license to download and install a copy of our software application (the "App") on a single smartphone, tablet or compatible Bluetooth™ device that you own or control and run such copy of the App and use our Services solely for your own personal, non-commercial use. We reserve all rights in and to the App and Services not expressly granted to you under these Terms.

Device Return Policy

If you are the original purchaser of the Silent Beacon, you may return it in its original condition within thirty (30) days of the original purchase date and receive a full refund or exchange in accordance with the terms and conditions located on www.silentbeacon.com/returns.

Coverage of Device Warranty

This limited warranty covers only the actual Silent Beacon Device (Model SB101). All user manuals and accessories (including Micro-USB cord, box and multipurpose clip) are not covered under this warranty. Furthermore, the limited warranty does not cover any Devices that do not bear the Silent Beacon brand name.

Obtaining Warranty Service

If, after following the instructions in the User's Manual and Quick Start Guide, you are certain that the Silent Beacon is defective, please follow these steps; (a) carefully check with the place you purchased the Silent Beacon to see if it is outside their return or limited warranty timeframe; (b) if the Silent Beacon is outside the return or warranty timeframe (or you purchased the Silent Beacon direct from Silentbeacon.com), please fill out the RMA form located on our website; (c) pack the Silent Beacon carefully (preferably in its original packaging); (d) include in the packaging all parts, accessories, manuals, and other materials originally packaged with the Silent Beacon; (e) include in the packaging a copy of the original sales receipt or other evidence of the date of original purchase, including purchase order if from silentbeacon.com; (f) include in the packaging a note that: (i) describes the defect that has caused you to return the Silent Beacon, and (ii) includes a daytime phone number where you can be reached; (g) ship the Silent Beacon to the address below. If you send the packaged Silent Beacon through a postal carrier, either insure the shipment, or accept the risk if the Silent Beacon is lost or damaged in shipment.

General Provisions

These Terms constitute the entire agreement between us with respect to the subject matter and supersedes any prior understandings and agreements. These Terms will be governed by and construed in accordance with the laws of the State of Maryland, without regard to or application of conflicts of law rules or principles. If any part of these Terms is determined to be invalid or unenforceable by a court of competent jurisdiction, that provision will be enforced to the maximum extent permissible and the remaining provisions of these Terms will remain in full force and effect.

Limited Warranty

Silent Beacon warrants that your Silent Beacon will be free from defects in materials and workmanship for a period of one (1) year from the date of delivery to the original retail purchaser ("the Warranty Period"). If a defect in the Silent Beacon arises within the Warranty Period, Silent Beacon will, at its sole option and subject to applicable laws, repair or replace the Silent Beacon with a new or refurbished Silent Beacon or component(s). This Warranty does not apply where the instructions for use and activation of the Silent Beacon are not complied with or where the Silent Beacon is damaged as a result of abuse, accident, and modification or other causes beyond our reasonable control.

ALL IMPLIED WARRANTIES OF MERCHANTABILITY OR FITNESS FOR A PARTICULAR PURPOSE WITH RESPECT TO THE DEVICE ARE DISCLAIMED. ALL OTHER EXPRESS OR IMPLIED CONDITIONS, REPRESENTATIONS AND WARRANTIES, INCLUDING ANY IMPLIED WARRANTY OF NON-INFRINGEMENT, ARE DISCLAIMED.

Some jurisdictions do not allow limitations on how long an implied warranty lasts, so the above limitation may not apply to you. This warranty gives you specific legal rights, and you may also have other rights which vary by jurisdiction.

Disclaimer of Warranty

We will use reasonable efforts to correct any discovered defects in the Device. However, your access to and use of our Device, Apps and Services is at your own risk. We are not responsible for the content provided by, or the conduct of, any user, and you bear the entire risk of using the App and Services and any interactions with other users. You understand and acknowledge that, in order to function properly, your Silent Beacon must be effectively paired with a qualifying smartphone and within the effective Bluetooth™ range. You further understand and acknowledge that you require the latest version of our App software and must be connected to Wifi or within cellular / data range. Services and App functionality are subject to transmission limitations that may be caused by atmospheric or topographical conditions. You acknowledge that Silent Beacon LLC shall have no liability under this warranty or any theory of law, equity or tort, for any features, damages or losses where the above requirements for proper function are not met or not met fully during the initiation, use or termination of any Silent Beacon alert or service. Our App and Services are provided on an “AS IS” and “AS AVAILABLE” basis and we do not represent, warrant, or guarantee that the App and Services will be provided uninterrupted, error-free, virus-free, or that defects will be corrected. TO THE MAXIMUM EXTENT PERMITTED BY APPLICABLE LAW, WE DISCLAIM ALL WARRANTIES REGARDING THE SILENT BEACON DEVICE, THE APP AND SERVICES, WHETHER EXPRESS, IMPLIED, OR STATUTORY, INCLUDING THE WARRANTIES OF TITLE, MERCHANTABILITY, FITNESS FOR ANY PARTICULAR PURPOSE, OR NON-INFRINGEMENT. If applicable law requires any warranties with respect to our App or Services, all such warranties are limited in duration to thirty (30) days from the date of your first use or the minimum duration allowed by law.

Exclusions

Some jurisdictions do not allow the exclusion of certain warranties or the exclusion or limitation of liability for consequential or incidental damages, so the above exclusions or limitations may not apply to you.

Limitation of Liability

IN NO EVENT, UNDER ANY CAUSE OF ACTION OR THEORY OF LIABILITY, SHALL SILENT BEACON, ITS DISTRIBUTORS, OR SUPPLIERS BE LIABLE TO YOU OR ANY THIRD PARTY FOR ANY INDIRECT, INCIDENTAL, CONSEQUENTIAL, SPECIAL, EXEMPLARY OR PUNITIVE DAMAGES, OF ANY NATURE WHATSOEVER, INCLUDING LOST PROFITS, LOSS OF DATA OR GOODWILL, SERVICE INTERRUPTION, COMPUTER DAMAGE OR SYSTEM FAILURE OR THE COST OF SUBSTITUTE SERVICES, ARISING OUT OF OR IN CONNECTION WITH THE USE OF OR INABILITY TO USE ANY DEVICE, APP OR SERVICE, INCLUDING, WITHOUT LIMITATION, PERSONAL INJURY, PROPERTY DAMAGE, LOSS OF VALUE OF THE DEVICE OR ANY THIRD PARTY DEVICES THAT ARE USED WITH THE SILENT BEACON, OR LOSS OF USE OF THE DEVICE OR ANY THIRD PARTY DEVICES THAT ARE USED WITH THE SILENT BEACON, WHETHER BASED ON WARRANTY, CONTRACT, TORT (INCLUDING NEGLIGENCE), DEVICE LIABILITY OR ANY OTHER LEGAL THEORY, EVEN IF SILENT BEACON HAS BEEN ADVISED OF THE POSSIBILITY OF SUCH DAMAGES. NOTWITHSTANDING ANY DAMAGES THAT YOU MIGHT INCUR FOR ANY REASON WHATSOEVER (INCLUDING, WITHOUT LIMITATION, ALL DAMAGES REFERENCED HEREIN AND ALL DIRECT OR GENERAL DAMAGES IN CONTRACT, TORT (INCLUDING NEGLIGENCE) OR OTHERWISE, THE ENTIRE AGGREGATE LIABILITY OF SILENT BEACON AND ANY OF ITS DISTRIBUTORS AND/OR SUPPLIERS SHALL BE LIMITED TO THE AMOUNT ACTUALLY PAID BY YOU FOR THE DEVICE GIVING RISE TO LIABILITY. SOME STATES AND/OR JURISDICTIONS DO NOT ALLOW THE EXCLUSION OR LIMITATION OF INCIDENTAL OR CONSEQUENTIAL DAMAGES, SO THE ABOVE LIMITATIONS OR EXCLUSIONS MAY NOT APPLY TO YOU. THE LIMITATIONS OF LIABILITY SET FORTH ABOVE SHALL APPLY TO THE MAXIMUM EXTENT PERMITTED UNDER APPLICABLE LAW.

FOR END USERS WHO ARE COVERED BY AN APPLICABLE CONSUMER PROTECTION LAW OR REGULATION IN THEIR JURISDICTION OF PURCHASE OR RESIDENCE, THE BENEFITS TO THE END USER UNDER THIS LIMITED WARRANTY ARE IN ADDITION

TO OTHER RIGHTS AND REMEDIES OF THE END USER UNDER SUCH LAWS OR REGULATIONS. SUCH BENEFITS MAY INCLUDE ADDITIONAL WARRANTIES OR RIGHTS RELATING TO THE PERFORMANCE OF THIS DEVICE AND REMEDIES APPLICABLE IN THE EVENT OF A DEFECT. THIS LIMITED WARRANTY WILL BE INTERPRETED UNDER THE LAWS OR REGULATIONS THAT APPLY TO THE END USER IN ANY STATE, PROVINCE OR COUNTRY AND ANY PROVISION OF THIS LIMITED WARRANTY THAT CONFLICTS WITH ANY SUCH END USER RIGHTS OR BENEFITS IS NOT APPLICABLE TO END USERS COVERED BY SUCH LAW OR REGULATION, SO THE EXCLUSIONS AND LIMITATIONS SET OUT IN THIS LIMITED WARRANTY MAY NOT APPLY, OR MAY NOT FULLY APPLY, TO YOU.

FURTHER EXCLUSIONS AND LIMITATIONS; SILENT BEACON IS NOT AN INSURER:

YOU AGREE THAT SILENT BEACON IS NOT AN INSURER OF YOUR PROPERTY OR THE PERSONAL SAFETY OF PERSONS USING A SILENT BEACON, THEIR SILENT BEACON CONTACTS, OR THOSE AROUND ANY SUCH PERSON. THE PRICE SILENT BEACON CHARGES FOR A DEVICE AND/OR ANY ASSOCIATED SERVICES REFLECT THE VALUE OF THE GOODS AND/OR SERVICES WE PROVIDE AND NOT THE VALUE OF YOUR PREMISES OR ITS CONTENTS OR ANY LOSSES ASSOCIATED WITH PERSONAL INJURY OR DEATH. INSURANCE, IF ANY, COVERING PERSONAL INJURY AND PROPERTY LOSS OR DAMAGE ON THE PERSON OR PREMISES OR ANY PERSON SHALL BE OBTAINED BY SUCH PERSON FROM A THIRD PARTY.

Technical Specifications

Model Number:
SB101

Dimensions:
40mm x 8mm

Weight:
<18 g

Operating Environment:
-10 °C to +60 °C (when charging: 0 °C to +45 °C);
Up to 95% RH non-condensing

Call Control:
Dual alert buttons support sending alert, placing call to Primary Contact and lowering / raising volume.

Volume Control:
Device Button Up/Down Control

Microphone Mute:
Using Silent Alert (page 7)

Visual Indicators:
Multicolor LEDs indicate alert status, battery level, pairing status, and other events.

Audio Indicators:
Tones to indicate alert status, battery level, pairing status, and other events.

Bluetooth™ Profiles:
Headset (HSP 1.1), hands-free (HFP 1.5), Device identification (DIP 1.3)

Bluetooth™ Version:
BT 2.1 & 4.0

Bluetooth™ Range:
Up to 60m when paired with a Bluetooth™ wireless technology Class 1 Device; up to 25m when paired with a Bluetooth™ wireless technology Class 2 Device

Microphone:
Slim UltraMini SiSonic™ Microphone

Sound Quality:
DSP noise reduction; echo cancellation; tone control; narrowband and wideband audio (selectable per phone type)

Firmware Update:
Connect to App for over the air updates.

Device Charging:
While connected to a wall socket; PC (via USB) or car socket

Power & Data Port:
Micro USB

Battery Type:

Lithium Ion

Battery capacity:
180 mAh, nominal

Battery Talk Time: Up to 6 h at -10 °C to +60 °C
Battery Charge Time: Charging from AC power adapter; from 0 to 80% of full capacity in 25 minutes.

Charging from car charger; from 0 to 80% of full capacity in 25 minutes, provided the charger has USB fast charge termination. Charging from a PC's USB port; from 0 to 80% of full capacity in 60 mins. In this case, the charge current is limited to 100mA

Battery Life:
Minimum 500 charge cycles (over 6 years when used for 4 hours a day)

Battery Standby Time:
At least 100h at -10 °C to +60 °C

Shelf Life:
Holds a charge for at least 6 months in the "off" state before recharge is required

Material:
Silent Beacon is made

from non-hazardous plastics

Connectivity:

AC power socket, using

supplied Micro-USB cord (plug not included)
PC USB port, using supplied mini USB-to-USB cable

Car cigarette-lighter socket, using car charge adapter (not included)

Certifications & Safety Approvals

FCC

This device complies with Part 15 of the FCC Rules. Operation is subject to the following two conditions:

- 1) This device may not cause harmful interference, and
- 2) This device must accept any interference received, including interference that may cause undesired operation.

CAUTIONS

Any changes or modifications not expressly approved by the party responsible for compliance could void the user's authority to operate this equipment. This device and its antenna(s) must not be co-located or operating in conjunction with any other antenna or transmitter.

Users are not permitted to make changes or modify the device in any way. Changes or modifications not expressly approved by Silent Beacon LLC will void the user's authority to operate the equipment.

This equipment has been tested and found to comply with the limits for a Class B digital device, pursuant to part 15 of the FCC Rules. These limits are designed to provide reasonable protection against harmful interference in a residential installation. This equipment generates, uses and can radiate radio frequency energy and, if not installed and used in accordance with the instructions, may cause harmful interference to radio communications. However, there is no guarantee that interference will not occur in a particular installation.

If this equipment does cause harmful interference to radio or television reception, which can be determined by turning the equipment off and on, the user is encouraged to try to correct the interference by one or more of the following measures:
Reorient or relocate the receiving antenna.

Increase the separation between the equipment and receiver.

Connect the equipment into an outlet on a circuit different from that to which the receiver is connected.

Consult the dealer or an experienced radio/TV technician for help.

FCC ID: 2AIND052576SB

IC Canada

This device complies with Industry Canada license-exempt RSS standard(s). Operation is subject to the following two conditions: (1) this device may not cause interference, and (2) this device must accept any interference, including interference that may cause undesired operation of the device.

Le présent appareil est conforme aux CNR d'Industrie Canada applicables aux appareils radio exempts de licence. L'exploitation est autorisée aux deux conditions suivantes : (1) l'appareil ne doit pas produire de brouillage, et (2) l'utilisateur de l'appareil doit accepter tout brouillage radioélectrique subi, même si le brouillage est susceptible d'en compromettre le fonctionnement.

Glossary

Bluetooth™

An open wireless protocol for exchanging data over short distances from fixed and mobile Devices, such as mobile phones and headsets. It is primarily designed for low power consumption, with a short range (power-class-dependent: 1 meter, 10 meters, and 100 meters) based on low-cost transceiver microchips in each Device. Bluetooth™ wireless technology makes it possible for these Devices to communicate with each other when they are in range. Because the Devices use a radio (broadcast) communications system, they do not have to be in line of sight of each other.

Bluetooth™ Host

The compatible smartphone, tablet or Bluetooth™ device that is hosting the Silent Beacon Application and which can successfully pair to the Silent Beacon.

Contacts

The custom contact information stored inside the Silent Beacon Application. There are various settings that allow you different methods of alerting each contact.

Dual touch Alert

The Silent Beacon must have both buttons pressed to send an alert; this cuts down on false alerts.

Firmware

The software that is embedded in the Silent Beacon. This can be updated via the Applications Firmware Update which delivers this over the air to the Silent Beacon.

LED

Short for Light-Emitting Diode. These are the lights that flash on the Silent Beacon.

Pairing / Unpaired

Creates a unique and encrypted link between two Bluetooth™ Devices and enables them to communicate with each other. Bluetooth™ Devices will not communicate if they have not been paired. “Unpaired” stops the communication between the Device and Bluetooth™ Host.

Primary Contact

The Contact you have saved inside the Silent Beacon Application as the person to call when the alert is sent to your contacts.

Silent Beacon Application

The Silent Beacon App that connects to your Silent Beacon Device. Only Smartphones, tablets and Personal Computers with Bluetooth™ 4.0 technology can support this application. The software is unable to work with 3.0 or earlier Bluetooth™.

Support & Contact Information

© 2016 Silent Beacon. All rights reserved. Silent Beacon, the Silent Beacon logo, and other Silent Beacon marks are owned by Silent Beacon LLC.

The Bluetooth™ word mark and logos are owned by the Bluetooth™ SIG, Inc. and any use of such marks by Silent Beacon is under license. Apple, iPhone, iPad, and iPod Touch are trademarks of Apple Inc., registered in the U.S. and other countries. App store is a service mark of Apple Inc. Google Play is a trademark of Google Inc. All other trademarks are the property of their respective owners.

Silent Beacon assumes no responsibility for any errors that may appear in this manual. Information contained herein is subject to change without notice.

www.SilentBeacon.com
1-844-641-HELP (4357)